

M B C D

Indoor & Outdoor Concrete Tables



Mitchell Bink Concrete Design

Hello!

We are Mitch & Jess - the husband and wife team behind Mitchell Bink Concrete Design.

Firstly, we want to say thank you, thank you for taking the time to check out our business.

We began Mitchell Bink Concrete Design in 2013 whilst Mitch was working for his dad at Fyshwick Cement Products and whilst Jess was working full time for a company in Canberra. After many years of working with concrete, Mitch saw an opening for a new and innovative concrete product in Canberra.

Stepping out of his comfort zone and moving away from the family business, Mitch and Jess began Mitchell Bink Concrete Design.

Mitch - the brains, the hands, the ideas man, the go-getter.

Jess - Administration, Accounts, HR, Marketing, Social Media, Receptionist.

For those of you who watch Suits - we like to think we're Harvey Spector & Donna. Together, along with our team of artisans, we make a pretty good team.

Away from work and business, you will find us spending time with our little girl, Blakely, renovating our home, spending time with our dogs, Zeus & Apollo, or spending quality time with family and friends.

Mitch will be watching footy, V8's or F1, listening to podcasts or watching the latest documentaries on History or Science.

Jess will be at the Farmers Markets, going for walks or watching the latest Netflix documentary on health, food and the human body. Oh and the occasional reality tv show (as Mitch shakes his head in disgust).

We are so passionate about our business and what we do. Mitchell Bink Concrete Design is such a huge part of our life and a journey we hope to continue for many years to come.

We hope we have the opportunity to meet you, chat with you about our product and how it could work throughout your home or business.

Thanks again for checking out our business, we truly do appreciate the support.

Mitch & Jess x

C O N T E N T S

PAGE 2 HELLO

PAGE 3 CONTENTS

PAGE 4 FEATURES

PAGE 6 OUR PROCESS

PAGE 7 COLOURS & FINISHES

PAGE 8 GALLERY

Mitchell Bink Concrete Design

p: 02 6109 0416 | 0413 586 660

e: admin@mbconcretedesign.com.au

w: www.mbconcretedesign.com.au

a: Unit 4a/15 Sheppard Street Hume ACT



F E A T U R E S

When considering purchasing a concrete dining table, not all clients are aware of what is available and their options. Some of the features of this product includes:

- In addition to dining tables, our tables are also perfect for boardroom tables, office tables, hallway tables, cafe & restaurant tables and coffee tables.
- GFRC as an outdoor dining table is a great alternative. GFRC is great for the outdoors. Our sealer is UV stable and will not flake away over time. The colour of the concrete will not fade overtime even in direct sunlight, unlike some other alternatives.
- As our indoor and outdoor dining tables are completely custom and hand made, we have a lot of flexibility when it comes to size and design. We are certainly not restricted and limited in what we can do and we are not set to certain sizes like you would find at the shops.
- Our sealer is UV stable (great for the outdoors!) and food safe. It is very important clients ask the question about the sealer being food safe as there are many other sealers out there being used but are designed for floors and driveways.
- In terms of pricing, thickness doesn't effect our pricing much at all. We have three pricing brackets, the first being 20mm-25mm, the second being 30mm-80mm and the third being 90mm+. Whether your table top is 40mm thick or 80mm thick, this thickness will not impact your Quote.
- Majority of our GFRC table tops are paired with a black powdercoated steel base, timber base or concrete base.
- Our GFRC tables can be made in many shapes including rectangular, square, round and we have two set sizes for oval shaped table tops.
- Our GFRC table tops can be made in any colour and available in two different finishes.
- Clients can be concerned about the weight of a GFRC table top and think they need to consider having their floors reinforced. This is not the case. GFRC is a third of the weight of standard concrete.



OUR PROCESS

STEP 1: Send us an email and let us know what size table top you would like or how many people you would like your table to seat. It is best for this to include the length, width and preferred thickness if possible. In your email, make sure you include some information about the base you would like. Whether you would like it to be black powdercoated steel, timber or concrete. If you have any base designs in mind, feel free to include pictures. From here, we will be able to send you an initial Quote to give you an indication of price. Also include your address for delivery, including any information we may need to know about access (stairs, steep driveway, narrow entrance etc).

STEP 2: If the initial Quote is something you may be interested in, we would recommend you make an appointment to come in and see us. During your appointment, we can discuss the project further, discuss the product, check out colours and finishes and other projects we are currently working on.

STEP 3: If you decide to proceed, once your base type and design is confirmed, aswell as colour and size for your table top, we will send you an invoice for a 50% Deposit. Once payment has been recieved, we will order your base (if required) and begin to make your table top.

STEP 4: We will make the formwork for the project, cast the project, process it and seal it. For this stage, we will need atleast 7-10 days for this process. Table bases are usually ready in 3-4 weeks.

STEP 7: We will keep in touch during this process and once sealing is underway, we will be in touch to arrange a day and time for delivery. Depending on the current workload at the time, we usually ask our clients to allow 2-5 weeks from confirmation to delivery.

STEP 8: We are ready to deliver your new table! As for you, sit back, relax, and admire!



C O L O U R S & F I N I S H E S

At Mitchell Bink Concrete Design we offer a range of colours and finishes to our clients.

Our specialised mix starts with pure white cement, we then add black or coloured oxide to achieve different shades and colours. We offer a set range of colours (image 1-10 below) however any colour can be achieved through a custom sample process (if required). All grey colours can have a warm (image 9 & 10 below) or cool (image 1-8 below) tone.


Most projects are white, grey or black, but we certainly offer colours like pink, blue and green to name a few. At Mitchell Bink Concrete Design, we offer three different Finishes:

CREAM FINISH: This Finish is created by using a spraying technique. It is clean and crisp with slight texture.


MB SIGNATURE RANGE: This Finish is achieved by hand pressing concrete into our formwork. This Finish provides more movement and texture. This Finish can be achieved in any of the colours below.

TROWELED FINISH: This Finish is used for projects like stair treads and landings. It is hand troweled to give a raw textured look. This Finish is only used for certain projects.


1. PABLO WHITE



2. CREAM



3. SILVER FOX




4. GREY GOOSE




5. RAINMAKER




6. SMOKEY




7. NIGHT FALL




8. CARBON




9. SIMPLY TAUPE




10. CAFE GREY



11. SIGNATURE RANGE



12. TROWELED FINISH



C O N C R E T E T A B L E S



C O N C R E T E T A B L E S



C O N C R E T E T A B L E S



C O N C R E T E T A B L E S



C O N C R E T E T A B L E S



C O N C R E T E T A B L E S



C O N C R E T E T A B L E S



C O N C R E T E T A B L E S




C O N C R E T E T A B L E S



C O N C R E T E T A B L E S



C O N C R E T E T A B L E S



C O N C R E T E T A B L E S



M B C D

Mitchell Bink Concrete Design

p: 02 6109 0416 | 0413 586 660

e: admin@mbconcretedesign.com.au

w: www.mbconcretedesign.com.au

a: Unit 4a/15 Sheppard Street Hume ACT

